


60 years of promoting
safe boating!



UTAH'S BOATING

LAWS AND RULES



Original Cover Design from 1977

**Boating Program
Utah State Parks**



Hyrum State Park

TABLE OF CONTENTS

BOATING IN UTAH.....	1
REGISTRATION REQUIREMENTS.....	3
PADDLE SPORTS.....	6
EQUIPMENT REQUIREMENTS.....	7
PFD MANDATORY WEAR.....	13
OPERATION REQUIREMENTS.....	19
Speed and Proximity	20
Operator Age.....	21
SAFETY AWARENESS.....	22
SAFETY AND COURTESY TIPS.....	31
EMERGENCY PREPAREDNESS.....	32





BOATING IN UTAH

Utah has some of the most beautiful waterways in the nation, including the Colorado River, Lake Powell, Bear Lake, and the Great Salt Lake.

With an ever-increasing demand on Utah's limited number of rivers, lakes, and reservoirs, boaters must use their water recreation resources wisely. Boat owners and operators have the responsibility to advocate for and practice safe and ethical use of our waterways, including properly registering boats, learning and obeying

boating safety laws and rules, and sharing waterways with other boaters, swimmers, and anglers.

Utah's Boating Program educates boat operators about the laws and rules established to provide public safety and protect our natural resources. These efforts are funded by boat registration fees, state taxes on fuel used in motorboats, and federal boating safety grants. This brochure outlines the basic responsibilities of Utah boaters. For a complete copy of Utah's boating laws, contact the **Utah Division of Parks and Recreation Boating Program**.



REGISTRATION REQUIREMENTS

WHAT IS CONSIDERED A BOAT?

A boat is any type of watercraft capable of transporting a person(s) on the water. Boats such as personal watercraft (PWC), rafts, canoes, kayaks, float tubes, inner tubes, kick boats, and stand-up paddle boards are subject to Utah's boating laws and rules.

DOES MY BOAT NEED TO BE REGISTERED?

If your boat has a motor (gas or electric) on it, or if it is a sailboat, it needs to be registered and numbered. If you are visiting Utah (less than 60 days in a calendar year) and your boat is currently registered in your state, you do not need a Utah registration.

HOW DO I REGISTER MY BOAT?

All boat registrations are processed by the Utah State Tax Commission, Division of Motor Vehicles. To find an office near you, visit dmv.utah.gov.

The **registration certificate** must be carried on board the boat for which it is issued, and must be available for inspection whenever the boat is on the water.

WHERE DO I ATTACH THE REGISTRATION DECALS AND ASSIGNED NUMBERS?

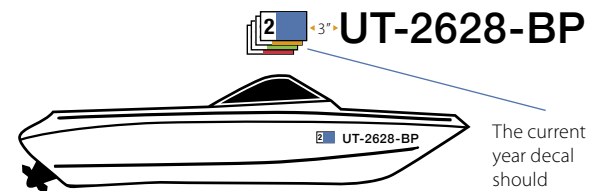
The assigned number must be displayed on each side of the front half of the boat. Numbers and letters must be a solid color and block design, and at least 3 inches in height. The assigned number must contrast with the background color of the hull. Spaces or hyphens equal the width of a letter, and must separate letter groups from number groups. Numbers are read left to right.

The assigned bow number must be displayed on the boat with the decals, as shown in *Figure 1*.

The **yearly registration decals** are to be displayed 3 inches from the last number on each side of the boat. Only current yearly registration decals may be displayed. The **month of expiration decals** must be displayed immediately behind the yearly registration decals.

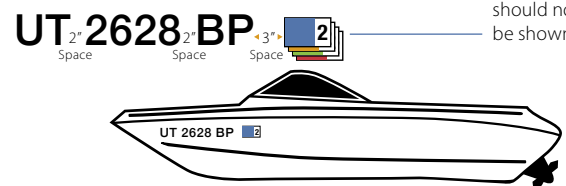
Figure 1

Starboard | (right) side example with hyphens



The current year decal should replace previous decals. Expired decals should not be shown.

Port | (left) side example without hyphens



WHEN DOES MY BOAT REGISTRATION EXPIRE?

Just like your vehicle registration, Utah boat registrations expire annually, at the end of the month in which the boat was originally registered.

Owners who purchase boats from a dealer may be issued a 30-day temporary registration by the dealer.



WHERE IS THE HULL IDENTIFICATION NUMBER?

The hull identification number (HIN) on all boats built after Nov. 1, 1972, is permanently fixed to the rear of the boat, usually on the upper right corner. This number is required by federal law and must appear on the registration application.

The HIN consists of 12 letters and numbers at least one-quarter inch in height indicating the manufacturer, hull serial numbers and/or letters, and model year and/or month.

WILL MY BOAT BE TITLED?

Yes, it is required to be titled **only** if your boat is 1985 or newer. Boats built before 1985 or equipped with motors less than 25 horsepower **will not** be titled by the Utah Division of Motor Vehicles.

DO I NEED INSURANCE FOR MY BOAT?

Yes, Utah residents will need to carry owner or operator liability insurance on motorboats and personal watercraft (PWC). Minimum insurance requirements are: \$25,000/\$50,000 bodily injury/death and \$15,000 property damage or \$65,000 combined minimum per accident.

Motorboats equipped with engines less than 50 horsepower and all air-boats are exempt from this requirement.

Proof of insurance must be carried on-board whenever the boat is in operation.

Non-Utah residents with a vessel registered in another state must meet their state's insurance requirements or comply with Utah's requirements within 90 days.

Helpful Hint: *Successful completion of a boating safety course at boating.utah.gov may lower boat insurance premiums.*



PADDLE SPORTS

Paddle sports are taking off in Utah, whether you are new or experienced in this activity, it can be a great source of exercise, or an escape to be one with nature. Hazards do exist, and it is your responsibility to keep yourself, and those you are with, safe while out on the water. Here are some laws and tips you need to know to be safe out there.

- ▶ **All stand up paddle-boards (SUP), kayaks and canoes must have at least one U.S. Coast Guard-approved wearable or inflatable life jacket for each person on board. Those 12 years of age and younger must wear a life jacket at all times.**
- ▶ Expect to capsize and swim occasionally - it's part of the sport. But when it's unexpected, a life jacket will be needed, even if you are a good swimmer. It will provide flotation, so you can concentrate on re-boarding your craft. It will also provide extra insulation in cold water.
- ▶ Place all your extra gear (drinking water, snacks, sunscreen, bug repellent, electronics, etc.) into a dry bag and secure it to your craft.
- ▶ Dress in layers that are quick-drying and wick moisture away from the body.
- ▶ Wear a leash (if applicable to your craft) or leash your paddle. There is a chance the wind may blow your craft or paddle away from you.



- ▶ Wear brightly colored clothing to assist you to be seen by other boaters.
- ▶ Carry a whistle and flashlight to signal other boaters.
- ▶ Stay away from low head dams, strainers, and high water flows. Always consider your abilities to navigate every water condition you are in, or approaching.
- ▶ **Your craft does not need to be registered in Utah unless a motor or sail is attached.**
- ▶ Take a paddle sports education class. There are many courses out there that provide great safety information.

accordance with the age, weight, activity, and use restrictions listed on the U.S. Coast Guard approval label.

There are many different kinds of life jackets out there, and you should know the differences.



Inflatable Suspender or Belt/Waist Pack

Some models automatically inflate when submerged in the water. All models can be inflated manually or inflated by mouth.



Not for use on rivers, PWC's, being towed behind a boat, or by persons under the age of 16. Great for fishermen and general passengers.



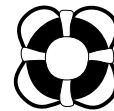
Adult to Child Buoyancy Vest

Covers a variety of uses, and shapes, sizes, and colors.



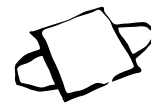
Infant to Child Buoyancy Vest

Covers a variety of uses, and shapes, sizes, and colors.



Throwable PFD

Boats 16 to 39 feet in length must carry at least one throwable PFD; boats 40 feet and greater must carry at least two throwable PFDs. Type IV throwable PFDs need to be placed in plain sight where they can be quickly accessed.



Pet Buoyancy Vest



EQUIPMENT REQUIREMENTS

WHAT SAFETY EQUIPMENT DO I NEED ON MY BOAT?

Life Jackets (*Personal Flotation Devices or PFDs*)

Life jackets save lives! In Utah, and nationally, 80% of people who drown in boating accidents would have survived if wearing a life jacket.

The Division of Parks and Recreation Boating Program recommends that all boaters and passengers not only have a life jacket, but wear it at all times while on the water. Accidents can happen, and do so too fast to find and put on a life jacket.

Utah law requires that all boats have at least one wearable U.S. Coast Guard-approved life jacket of the proper size, in good and serviceable condition, and readily accessible for each person on board. All life jackets must be used in



So which life jacket should I buy?

You should buy one that you will wear! It must fit you properly, and be approved for the activity you are participating in.

First Read the Label

There are two types of labels you will see when buying a life jacket. One designates the type and one designates performance. The new label that designates performance is approved for use in the United States and Canada, while the old label that designates type is only approved for the United States.



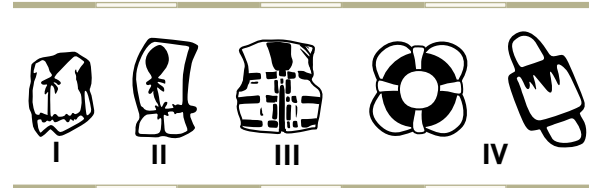
Old Label



New Label



The old U.S. Coast Guard typing codes are still valid, and will be for some time.



Type I PFD (Wearable): Provides the most buoyancy and turns most unconscious wearers to a face-up position.

Type II PFD (Wearable): Turns some unconscious wearers to a face-up position.

Type III PFD (Wearable): Designed so wearers can place themselves in a face-up position.

Type IV PFD (Throwable): Designed to be thrown to a person in the water, grasped and held by the user until rescued.

Type V PFD (Wearable): Designed and approved for specific activities on the approval label, and only counts as a life jacket while worn.

Here are some things to look for and do while reading a life jacket label.

- ▶ Is it approved by the U.S. Coast Guard?
- ▶ Check the label to make sure it matches your weight and chest size.
- ▶ Try it on!
- ▶ Make sure the fit is secure, comfortable, and adjustable.
- ▶ Is it comfortable enough that you will want to wear it?
- ▶ Ask where will I be wearing this life jacket?

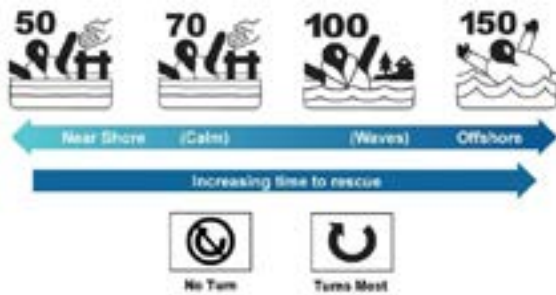




Leaving your life jacket on shore does no one any good.

New US Coast Guard label performance designation

When choosing a life jacket with these symbols consider your activity and environment you will be in. Life jackets with the new label have a performance icon measured in newtons.



What does that mean to you?

- ▶ Lower performance numbers offer greater mobility, comfort, and style with good flotation for most people.
- ▶ Higher performance numbers offer greater flotation, turning, and stability in the water.
- ▶ There are areas where you may be boating near shore when rescue is hours away, and a higher level is needed.
- ▶ Be honest about your swimming ability. Poor swimmers may need a higher level to stay upright and easily tread water.

You will find other icons on this new label so what do they mean?



▶ Warning



▶ This life jacket is not designed for use on personal watercraft.



▶ This life jacket is not designed for use when water skiing.



▶ This life jacket is not designed for use when participating in similar towed uses.



▶ This life jacket is not designed for use in whitewater.

Any life jacket that has a rip or tear, frayed straps, and broken pieces should be thrown away.



Passengers 12 years of age and younger must wear a properly sized and approved wearable life jacket when the boat is on the water.

Children are not required to wear life jackets while inside an enclosed cabin area of a boat 19 feet or more in length.

Each person being towed on water skis or other devices, wake surfing, operating or riding on a PWC must wear a properly sized and approved life jacket.

On rivers, **every person** on any vessel including, inner tubes must wear a properly sized and approved life jacket. For persons older than 12 years of age, life jackets may be loosened or removed only while on designated flat water river sections. Contact the Utah Division of Parks and Recreation Boating Program for a listing of designated flat water river sections in Utah.

Wear it Utah! Life jackets buy you time!

FIRE EXTINGUISHERS

All motorboats must carry a serviceable U.S. Coast Guard or Underwriters Laboratory (UL) marine approved fire extinguisher. There are two types: rechargeable and disposable.

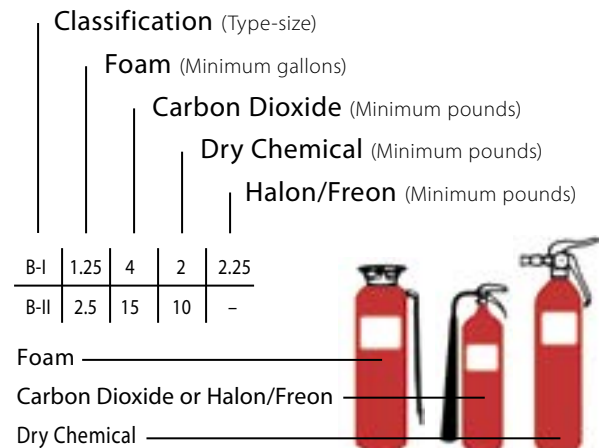
Rechargeable fire extinguishers have metal tops and need to be serviced every five years according to the date on the label. If it is discharged, it needs to be recharged or replaced.

Disposable extinguishers have plastic tops and a 12-year expiration date (see label or bottom). If discharged, it needs to be replaced.

Depending on the size of your boat, you will need to carry more than one extinguisher:

- ▶ Less than 26 feet in length: One **B-I**
- ▶ 26 feet to less than 40 feet in length: Two **B-I** or one **B-II**
- ▶ 40 feet to less than 65 feet in length: Three **B-I** or One **B-I** and One **B-II**
- ▶ **65 feet in length and greater:** One fixed system in the engine compartment and three **B-II** placed at the helm, kitchen, and engine compartment.

Marine Fire Extinguisher Classification



Exemption: *Outboard motorboats of open construction are not required to carry a fire extinguisher. Open construction means no closed compartments where portable fuel tanks may be stored; a double bottom that is sealed to the hull or completely filled with flotation material; no closed living spaces: no closed stowage compartments in which combustible or flammable materials are stored; no permanently installed fuel tanks.*



VENTILATION

Gasoline-powered boats with covered motors (inboard or inboard-outboard) need proper ventilation to remove dangerous and explosive vapors from enclosed engine and fuel tank compartments. Gas vapors are heavier than air and will pool in the bottom with no escape.

Be sure the boat is well ventilated (3- 4 minutes) before starting the engine, especially after refueling.

BACKFIRE FLAME CONTROL

All inboard gasoline engines must be equipped with a U.S. Coast Guard or Underwriters Laboratory (UL) approved backfire flame arrestor on the carburetor.

NAVIGATION LIGHTS

All boats must display navigation lights while operating between sunset and sunrise.

Motorboats less than 40 feet must display navigation lights as shown in figures 1, 2, or 3. Motorboats 40 to 65 feet long must display navigation lights as shown in figures 1 or 2.

Sailboats must display navigation lights as shown in figures 4, 5, or 6. Sailboats under power must follow motorboat navigation light requirements.

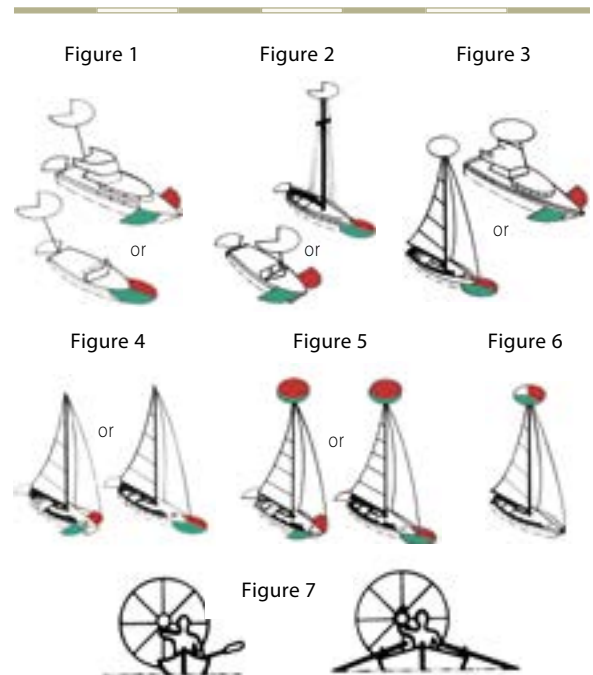
Manually propelled boats may display either navigation lights required for sailboats, or a white light (flashlight or lantern) that shall be displayed in sufficient time to prevent a collision.

See figure 7.





Personal Watercraft (Jet Skis, Waverunners, Sea-Doos, etc.) may not be operated between sunset and sunrise, they may not be equipped with navigation lights.

Motorboats or Sailboats adrift or at anchor must display an all-round white light unless anchored in a designated mooring area.

Non-navigation lights may only be displayed under 3 conditions: **1)** a spotlight or other non-navigational light may be used intermittently during docking or to locate a hazard, or **2)** during a federal or state-permitted marine parade, or **3)** a spotlight or other non-navigational light may be used when actively engaged in fishing, bow fishing, or scientific research on board boats that are not in a navigational channel and that are being operated at a wakeless speed.



Visible Range

Location of Lights on Vessel	Less than 40 ft.	40 ft.-60 ft.	Degrees of Arc Lights
 Masthead	2 miles	3 miles	225°
 All-round	2 miles	2 miles	360°
 Side Lights	1 mile	2 miles	112.5°(each color)
 Stern Light	2 miles	2 miles	135°



HORN OR WHISTLE

Boats from 16 to 39 feet long must have a horn or whistle capable of producing a four-to-six-second blast of sound. Boats 40 feet or greater must have a horn or whistle and a bell. A horn or whistle is recommended for boats less than 16 feet in length.

BAILING DEVICE

All non-self-bailing boats must carry a bail bucket, or bilge pump. It is a good idea to carry both in case one fails.

SPARE PROPULSION

Boats less than 21 feet long must have at least one spare paddle, oar, or motor on board.

MUFFLERS

All motorboats must be equipped with and use a muffler system in good working order to prevent excessive noise. Motorboats manufactured before Jan. 1, 1993 cannot exceed 90 decibels; after 1993 cannot exceed 88 decibels. Muffler cutouts or bypass systems are prohibited.

MARINE TOILETS

Pump it, don't dump it! It is illegal to deposit human waste into Utah's waters or adjacent lands. Marine toilets must be emptied at dockside, or other approved sanitation facilities.

Keep Utah's waterways clean and beautiful by not littering or polluting in or around them.



**Pump It!
Don't Dump It!**

OTHER EQUIPMENT SUGGESTIONS

Boat owners and operators are advised to carry flashlights, first-aid kits, boarding ladders, tool kits, extra line (rope), spare spark plugs, spare bilge plugs, spare propellers, anchors, and approved visual distress signals. Cell phones. GPS units and marine band radios have proven vital in many rescue situations.

AQUATIC INVASIVE SPECIES

Invasive quagga and zebra mussels are a major threat to our quality of life. They are small, clam-like creatures that reproduce rapidly and cause significant economic impacts. They destroy fisheries, ruin shorelines and beaches, damage boats and equipment, and clog water delivery systems, costing millions of dollars to control.

It is illegal to possess or transport invasive mussels, including any water from infested waters. You must pull all drain plugs and drain all water from your boat before transport within Utah. If coming from an infested water, you must meet either the seasonal dry time requirement or undergo professional hot water decontamination. If you are a boater from another state you must pay a non-resident aquatic invasive species fee and complete an education course annually. For more information, visit stdofthesea.utah.gov.





OPERATION REQUIREMENTS

DON'T DRINK AND DRIVE

Alcohol is allowed on all boats; however, it is against the law for a person under the influence of alcohol and/or drugs to operate a motorboat. Boating under the influence (BUI) is the same as driving under the influence (DUI) and has the same penalties including suspension of driver license, possible jail time and fines. Please drink responsibly!

A person operating a motorboat on Utah's waters is considered to have given consent to take any field sobriety test requested by a peace officer who feels the person is operating under the influence of alcohol and/or drugs. If arrested, your boat, trailer, and tow vehicle may be impounded.

WHAT ARE BOATING STRESSORS?

Natural boating stressors such as the brightness, heat, and glare of the sun; noise and vibration of the boat; motion of the boat with the wind and waves; and even darkness; can affect a boat operator's coordination, judgment, and reaction time. After four hours on the water, these stressors will produce a reaction time similar to having a blood alcohol content of 0.10. Rest frequently on land to reduce the effects of these stressors.

IS THERE A SPEED LIMIT ON THE WATER?

Yes! A wakeless or idle speed is required when operating a boat in a designated slow, wakeless speed area and within 150 feet of another boat, person in the water, a water skier (except those you are towing), shore angler, launch ramp, dock, or designated swimming area. You are responsible for any injury or damage caused by your boat's wake. Be courteous and give others plenty of room.



HOW OLD MUST A PERSON BE TO OPERATE A MOTORBOAT OR SAILBOAT?

Persons under 16 years of age may operate a motorboat or sailboat when accompanied and under direct supervision of a responsible person 18 years of age or older.

HOW OLD MUST A PERSON BE TO OPERATE A PERSONAL WATERCRAFT (PWC)?

Children ages 12 through 17 may operate a PWC (Jet Ski, Waverunner, Sea-Doo, etc), upon completion of a Utah Division of Parks and Recreation approved boating education course.

In addition, those between 12 and 15 years must operate under the direct supervision of a responsible adult at least 18 years of age. A person less than 18 years of age who has not met the above requirements may not operate a PWC unless accompanied by a responsible adult.

Education courses are available at boating.utah.gov.

WHAT IS MEANT BY DIRECT SUPERVISION?

Direct supervision means supervision within sight, at a distance in which visual contact can be maintained by the adult responsible for the young boat operator.



SAFETY AWARENESS



Carbon Monoxide - Known as the silent killer, this gas is odorless and tasteless and can deplete your oxygen to the point of death. Do not allow anyone to spend time around the back of the boat while the engine is running.

FACTS

- ▶ Carbon monoxide (CO) is a deadly gas emitted through the exhaust ports in the rear of the boat when the engine is on or idling.
- ▶ CO is colorless, odorless, and tasteless and can kill in seconds. It enters the bloodstream through the lungs and displaces the oxygen your body needs to breathe.
- ▶ Early symptoms of CO poisoning include irritated eyes, headache, nausea, and dizziness. These symptoms are often confused with seasickness or intoxication.
- ▶ Prolonged exposure to low CO concentrations or very short exposure to high concentration levels can lead to death.
- ▶ Every year, boaters and children are injured or killed by CO in the boat's cabin or other enclosed areas, and in the rear of the boat on or around the swim platform where there can be high levels of CO.
- ▶ Any boat with an engine or generator can endanger passengers.



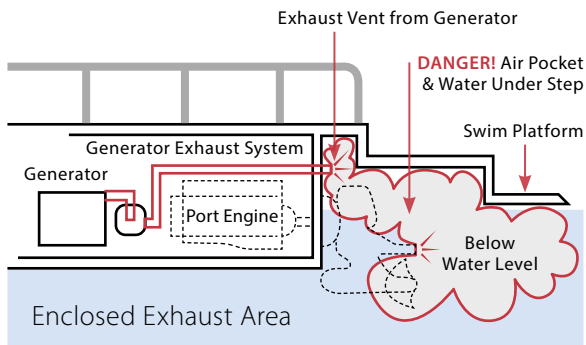
AVOID THESE DEATH ZONES!

NEVER enter an enclosed or partly enclosed area under a swim deck or platform where exhaust is vented, not even for a second, even if the engines/generators are off and have been off for a long time. Exhaust lingers in such areas, and it only takes one or two breaths of contaminated air in this “death chamber” to kill a swimmer.

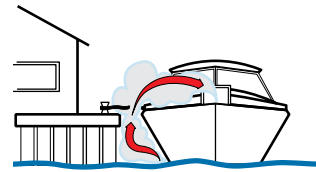
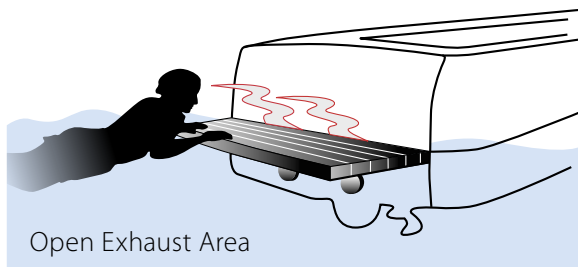
STAY AWAY from open exhaust vent areas.

DO NOT swim, sit, or stand in these areas when the motor or generator is operating. On calm days, wait at least 15 minutes after the motor or generator has been shut off before occupying open areas near exhaust vents.

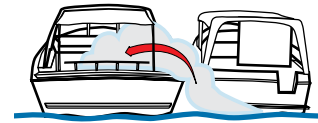
Side View of a Houseboat



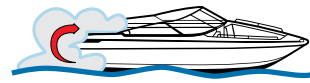
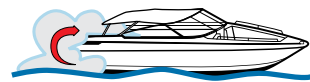
Swimming, teak surfing, dragging and water skiing within 20 feet of a moving watercraft can be fatal.



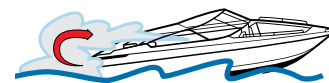
Blockage of exhaust outlets can cause carbon monoxide to accumulate in the passenger area - even when hatches, windows, portholes, and doors are closed.



Exhaust from another vessel that is docked, beached, or anchored alongside your boat can emit poisonous carbon monoxide gas into the passenger area of your boat. Even with properly vented exhaust, your boat should be a minimum of 20 feet from the nearest boat that is running a generator or engine.



Slow speeds or idling in the water can cause carbon monoxide gas to accumulate in the passenger area and aft deck, even in an open area. A tailwind (force of wind entering from aft section of the motorboat) can also increase accumulation.



The “station wagon effect,” or backdrafting can cause carbon monoxide to accumulate inside the passenger area when operating the boat at a high bow angle, with improper or heavy loading or if there is an opening that draws in exhaust.

This effect can also cause carbon monoxide to accumulate inside the passenger area and aft deck when protective coverings are used and the boat is underway.

WHAT YOU CAN DO

- ▶ Educate yourself and others about CO poisoning, including the boat's danger zones and early symptoms of poisoning.
- ▶ If your boat stops in the water, never leave the engine running.
- ▶ Make sure an adult is watching when anyone is swimming or playing in the water near the boat, even when the engine is off. Deadly fumes may have accumulated.
- ▶ Schedule annual engine and exhaust system maintenance inspections by trained technicians.
- ▶ Keep forward-facing hatches open on boats with cabins or enclosed areas even when the boat is moving to allow fresh air to circulate.
- ▶ Do not confuse CO poisoning with seasickness, intoxication or heat stress. If anyone on board complains of any CO poisoning symptoms, move them to fresh air, investigate the cause, and seek medical attention.
- ▶ Install a CO detector in each interior space where people might be. Check them before each trip to make sure they are working properly.

In order to avoid carbon monoxide poisoning, the State Rules require a boat operator to never operate or idle your boat's engine when someone is on or holding onto the boat's swim platform, deck, steps, or ladder; or when someone is being towed in a non-standing position within 20 feet of the boat. These rules do not apply if you are assisting with the docking or departure of the boat, exiting or entering the boat, or if the boat is involved in law enforcement activities.





Propeller Injury - Avoid serious, and potentially deadly injuries by always turning your engine off when people are in the water near the boat's propeller. If your boat is equipped with an engine cut-off switch lanyard, attach it to the operator.

Weather - Check the forecast before heading out, and pay attention to changing conditions while on the water. Weather can change rapidly in Utah.

File a Float Plan - Let a responsible person know where you are going and when you plan to return. Many lives have been saved by following this simple step.

TOWING PEOPLE BEHIND THE BOAT?

Boat operators must maintain a safe course with a proper lookout when towing a person on water skis, wakeboards, or other devices. In addition to the operator, an observer, at least 8 years old, must be on board to watch and communicate with the skier. The observer must display an international orange flag, at least 12 inches by 12 inches square, and mounted on a handle, when the person(s) being towed is in the water, preparing to be towed or finishing a tow. Do not display the flag the entire time someone is towed.

Towing people behind a boat is allowed only between sunrise and sunset. All persons being towed must wear a properly sized life jacket, approved for the activity in which it is going to be used. It is prohibited to tow a person(s) in a non-standing position within 20 feet of the back of the towing boat.

You must have room on board your boat, within the boat's maximum person capacity, for any person(s) being towed behind the boat. When



operating your boat within the designated slow wakeless speed area of a launch ramp or developed marina, you are prohibited from towing a person(s) on towed devices.

MAY PASSENGERS RIDE ON THE BOW OR OTHER EXTERIOR PARTS OF A BOAT?

No one may operate a motorboat faster than a wakeless speed with passengers sitting on the front, sides, back, seat backs, or motor cover, unless there are adequate rails preventing a person from falling overboard.

Operating a motorboat or having the engine of a motorboat idling while a person is occupying or holding onto the swim platform, swim deck, swim step, or swim ladder is prohibited due to the risk of carbon monoxide poisoning. This restriction does not apply when the person is assisting with the docking or departure of the motorboat or while the person is entering or exiting the motorboat.

For boats less than 16 feet in length, passengers may not ride on the front of the boat when operated faster than a wakeless speed. For boats 16 feet or longer, passengers may not ride on the front of the boat when operated faster than a wakeless speed. For boats 16 feet or longer, passengers may ride on the front if they straddle an upright support on the bow rail without blocking the operator's view.

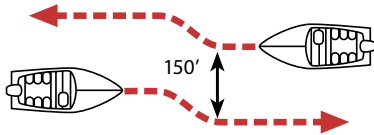


WHO HAS THE RIGHT OF WAY?

A boat operator is required to keep a proper lookout by sight and hearing at all times. This means operating at a safe speed and distance so as to have adequate time and distance to avoid a collision with another boat or object.

Meeting Head to Head

When meeting another boat head-on, each boat should change its course to the right.

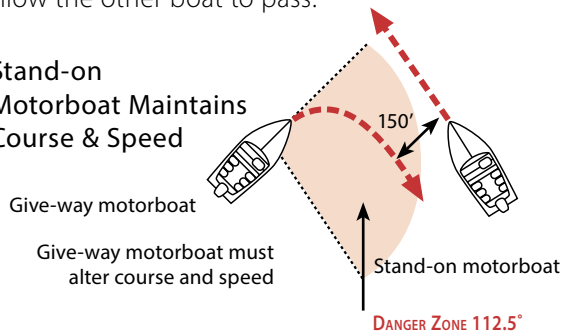


Both motorboats must alter its course and speed if necessary.

Crossing

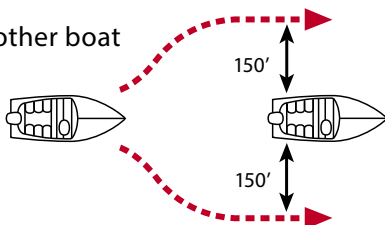
When two boats are crossing paths, the boat on the left must slow down and alter its course to allow the other boat to pass.

Stand-on Motorboat Maintains Course & Speed



When passing from the rear, the boat being passed has the right of way. The passing boat is required to alter its course if necessary and stay at least 150 feet away.

Overtaking another boat



In narrow channels, boats underway must stay as far to the right of the middle of the channel as is safely navigable. Motorboats must slow to a wakeless speed if they cannot stay at least 150 feet from other boats.

Motorboats should stay clear of sailboats and manually powered boats, and should not create a wake that may cause them trouble. Sailboats and manually powered boats must yield right of way when overtaking motorboats and when a motorboat is adrift or at anchor.

On rivers, boats going downstream usually have the right of way over boats going upstream.

HELP! THERE'S AN ACCIDENT!

If you were involved in a boating accident, stay calm, and do the following:

- ▶ Help other people involved in the accident to the extent you are able. It is illegal to leave the scene prior to rendering aid, exchanging information and notifying local law enforcement.
- ▶ Exchange contact information with any injured person or owner of property damaged.
- ▶ Notify local law enforcement officers immediately if anyone dies, disappears, requires treatment beyond simple first aid, or if combined property damage exceeds \$2000.
- ▶ Submit a completed and signed boat owner/operator accident report form to Utah Division of Parks and Recreation within 10 days. Forms are available at: boating.utah.gov.

SAFETY AND COURTESY TIPS

Swimming

Swimming near a launch ramp, around boat docks, in a mooring area, or inside a marina or harbor is prohibited. "Swimming" and "No Swimming" areas are designated for your protection.

Unless one person remains on board to operate the boat, swimming from an unanchored boat can create a dangerous situation. Wind can cause the boat to drift, leaving swimmers stranded. It is a safe practice to wear your life jacket while swimming from your boat in open water.

Courtesy Docks

Courtesy docks are placed for your convenience. Be polite by leaving your boat tied to a courtesy dock no longer than 15 minutes. Fishing from, or within, 75 feet of courtesy docks is prohibited.

Launch Ramp Etiquette

Boat ramps are for launching and retrieving only. Vehicles should be parked in designated parking areas and never left unattended on a launch ramp. Be ready to launch your boat before moving onto the ramp. Complete your launch quickly. When retrieving your boat, pull it away from the ramp before wiping it down and securing it for extended travel.



1st rescue boat "Rescue 1" stationed on the Great Salt Lake.

EMERGENCY PREPAREDNESS

Think about possible emergency situations. Determine what to do if someone falls overboard, if there is a fire, breakdown, or collision.

Practice putting on your life jacket while you are in the water. Practice throwing a Type IV PFD.

If your boat capsizes, it will usually float. Put on a life jacket and stay with the boat so you can be more easily seen by rescuers.


OTHER GOVERNING AGENCIES

There are federal, state, and local governing agencies that may establish boating safety requirements, which may be more restrictive than Utah's boating laws and rules. Be sure to learn their restrictions before you go boating.


WHERE CAN I LEARN MORE

Visit us at boating.utah.gov or contact Utah Division of Parks and Recreation Boating Program at usprboating@utah.gov or call Utah's Boating Hotline at 801-538-BOAT (2628).

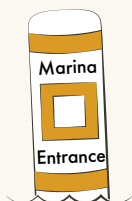
Common Waterway Markers



Speed Limit



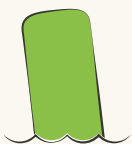
Boats Keep Out



Information:
Direction, Distance,
Location



Hazard Below
Surface



Left Side Channel



Right Side Channel



Scuba Diver Down
Flag



Mooring